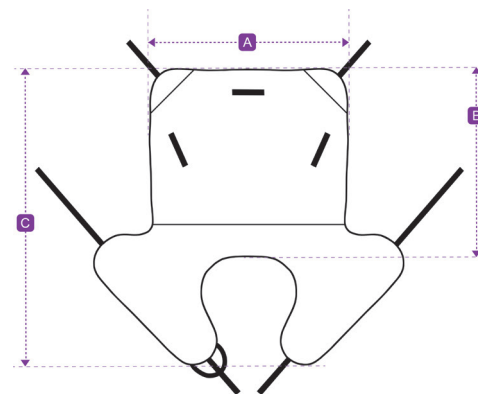


STEP 1 Contact Details:

Company:	
Delivery Address:	
Tel:	
Email:	







Prior to requesting changes or if you're in any doubt, please consult this sling's standard specification on page 4.

STEP 2 Core Sling Dimensions: Select a standard size or enter custom dimensions.

	<input type="checkbox"/> XS	<input type="checkbox"/> Small	<input type="checkbox"/> Medium	<input type="checkbox"/> Large	<input type="checkbox"/> XL	Custom
Dimension A	690mm	770mm	820mm	880mm	960mm	mm
Dimension B	560mm	630mm	650mm	760mm	810mm	mm
Dimension C	920mm	1010mm	1100mm	1220mm	1340mm	mm



Note: Use page 3 to illustrate bespoke sizing. Dimension A is the mid-point of the sling body. All dimensions are subject to manufacturing tolerances.

STEP 3 Material Options: Select the core material for your sling and include any bespoke requirements in the box provided.


	<input type="checkbox"/> Polyester Solid		<input type="checkbox"/> Super-Soft	Special Instructions:
	<input type="checkbox"/> Polyester Net		<input type="checkbox"/> 3D Spacer	

Note: Some slings incorporate more than one fabric type - please consider this when requesting material changes. See page 4 for more information.

STEP 4 Padding Options: Add padding to your sling for extra comfort. You can add a head support to your sling in STEP 6.

	<input type="checkbox"/> 5mm HD Foam		<input type="checkbox"/> 5mm Soft Foam		<input type="checkbox"/> 3mm Spacer		<input type="checkbox"/> Hollow Fibre
	<input type="checkbox"/> 10mm Soft Foam	Special Instructions:					
<input type="checkbox"/> Head Support							
<input type="checkbox"/> Body							
<input type="checkbox"/> Legs							

STEP 5 Inner Lining Options: A lining can be added to the inside of your sling for enhanced comfort.

	<input type="checkbox"/> Micro Fleece	<input type="checkbox"/> Fixed (Stitched)	<input type="checkbox"/> Detachable (Velcro®)	<input type="checkbox"/> Head Support	<input type="checkbox"/> Body	<input type="checkbox"/> Legs
Special Instructions:						

STEP 6 **Head Support:** Use page 3 to help illustrate the shape and size of head support if required.☐ Add Head Support☐ Add Adjustment Straps☐ Add Stiffeners*Special Instructions:***STEP 7** **Straps, Loops, Clips & Handles:** Adjust strap lengths, number of loops, loop colours and positioning handles.

	Standard Strap Length	Custom Strap Length	Standard No. of Loops	No. of Extra Loops?
Shoulder	250mm	mm	3	
Hip	N/A	mm	N/A	
Leg	560mm	mm	4	

Special Instructions: (e.g. quantity and placement of positioning handles)☐ Add Positioning Handle(s)☐ Omit Positioning Handle(s)☐ Omit Modesty Loop☐ Clip Attachments (Securi3®)*When choosing clips, please specify the length of strap required from the sling body to the clip (required for both shoulder and leg attachment points).*

Loop Colour Options: Black, blue, green, grey, orange, red, white and yellow. Please confirm selection/sequence in the special instructions box above. See page 3 for dimensional illustrations for standard strap lengths and loop positions.

STEP 8 **Body Belt:** Add or alter a body belt to enhance support and security during transfer. Use page 3 to help illustrate your needs.☐ Buckle**Belt Length****Belt Width***Special Instructions: (e.g. padding, elastic, etc)*☐ Velcro®

mm

mm

STEP 9 **Other Options:** Use page 3 to help illustrate your bespoke requirements.☐ Add Positioning Pocket☐ Add Centre Markers*Special Instructions:***STEP 10** **Additional Requirements****STEP 11** **Confirmation**☐ I am happy with and hereby give permission to proceed with the custom sling order defined on this form.☐ Please call me to discuss/confirm this order and/or price prior to manufacture.**Phone No:****Customer PO Number:****Order Quantity:****Sales Order Number:****Ordered By:****Signed:****Date:**

Please Note: Joerns Healthcare reserve the right to refuse a special order if deemed unsafe. In such event, we will contact you to discuss the matter further.

Please return your completed form to:

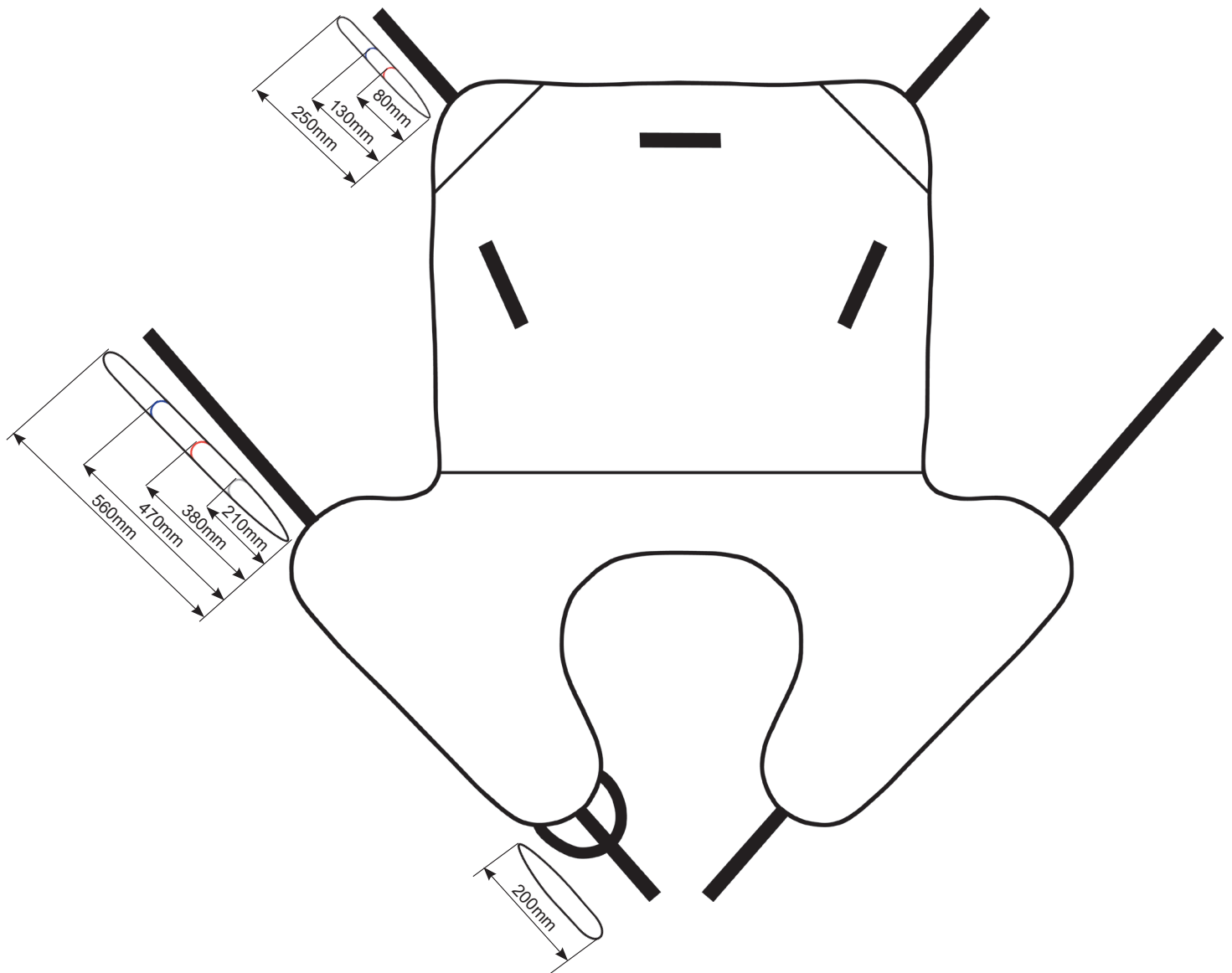
orders@joerns.co.uk

Please attach any supporting illustrations when submitting your form.

(T) +44 (0)344 811 1158 **(W)** www.joerns.co.uk

Illustrative Guidance

Please use this page to help illustrate or clarify any bespoke requirements



Standard Specification Breakdown

Please consider the following information when requesting changes to your standard sling.

	Sling Model
	Oxford UniFit Deluxe
Material	
Core Material	Polyester Solid (Grey)
Spine Overlay	N/A
Leg Overlay	N/A
Padding	
Head Support	N/A
Body	N/A
Legs	Hollow Fibre (Quilted)
Head Support	
Included	N/A
Integrated Stiffeners	N/A
Adjustment Straps	N/A
Loops, Clips & Handles	
Sling Attachment Type	Loops
Positioning Handles	3
Modesty Loop	✓
Body Belt	
Included	N/A
Attachment Type	N/A
Other Options	
Centre Markers	N/A
Positioning Pocket	N/A

You do not need to submit this page, it is for your reference only.