

### STEP 1 Contact Details:

Company:	
Delivery Address:	
Tel:	
Email:	





Prior to requesting changes or if you're in any doubt, please consult this sling's standard specification on page 4.

### STEP 2 Core Sling Dimensions: Select a standard size or enter custom dimensions.

	<input type="checkbox"/> XS	<input type="checkbox"/> Small	<input type="checkbox"/> Medium	<input type="checkbox"/> Large	<input type="checkbox"/> XL	Custom
Dimension A	750mm	840mm	960mm	1090mm	1190mm	mm
Dimension B	360mm	400mm	440mm	490mm	540mm	mm
Dimension C	770mm	880mm	940mm	1080mm	1180mm	mm


**Note:** Use page 3 to illustrate bespoke sizing. Dimension A is the mid-point of the sling body. All dimensions are subject to manufacturing tolerances.

### STEP 3 Material Options: Select the core material for your sling and include any bespoke requirements in the box provided.


	<input type="checkbox"/> Polyester Solid		<input type="checkbox"/> Super-Soft	<i>Special Instructions:</i>
	<input type="checkbox"/> Polyester Net		<input type="checkbox"/> 3D Spacer	

**Note:** Some slings incorporate more than one fabric type - please consider this when requesting material changes. See page 4 for more information.

### STEP 4 Padding Options: Add padding to your sling for extra comfort. You can add a head support to your sling in STEP 6.

	<input type="checkbox"/> 5mm HD Foam		<input type="checkbox"/> 5mm Soft Foam		<input type="checkbox"/> 10mm Soft Foam		<input type="checkbox"/> 3mm Spacer		<input type="checkbox"/> Hollow Fibre	<i>Special Instructions:</i>
<input type="checkbox"/> Head Support										
<input type="checkbox"/> Body										
<input type="checkbox"/> Legs										

### STEP 5 Inner Lining Options: A lining can be added to the inside of your sling for enhanced comfort.

	<input type="checkbox"/> Micro Fleece	<input type="checkbox"/> Fixed (Stitched)	<input type="checkbox"/> Detachable (Velcro®)	<input type="checkbox"/> Head Support	<input type="checkbox"/> Body	<input type="checkbox"/> Legs	<i>Special Instructions:</i>

**STEP 6** **Head Support:** Use page 3 to help illustrate the shape and size of head support if required.☐ Add Head Support☐ Add Adjustment Straps☐ Add Stiffeners*Special Instructions:***STEP 7** **Straps, Loops, Clips & Handles:** Adjust strap lengths, number of loops, loop colours and positioning handles.

	Standard Strap Length	Custom Strap Length	Standard No. of Loops	No. of Extra Loops?
Shoulder	250mm	mm	3	
Leg	670mm	mm	3	

☐ Add Positioning Handle(s)☐ Add Modesty Loop☐ Clip Attachments (Securi3®)*When choosing clips, please specify the length of strap required from the sling body to the clip (required for both shoulder and leg attachment points).**Special Instructions: (e.g. quantity and placement of positioning handles)*

**Loop Colour Options:** Black, blue, green, grey, orange, red, white and yellow. Please confirm selection/sequence in the special instructions box above. See page 3 for dimensional illustrations for standard strap lengths and loop positions.

**STEP 8** **Body Belt:** Add or alter a body belt to enhance support and security during transfer. Use page 3 to help illustrate your needs.☐ Buckle**Belt Length**

mm

**Belt Width**

mm

☐ Velcro®*Special Instructions: (e.g. padding, elastic, etc)***STEP 9** **Other Options:** Use page 3 to help illustrate your bespoke requirements.☐ Add Positioning Pocket☐ Omit Centre Markers*Special Instructions:***STEP 10** **Additional Requirements****STEP 11** **Confirmation**☐ I am happy with and hereby give permission to proceed with the custom sling order defined on this form.☐ Please call me to discuss/confirm this order and/or price prior to manufacture.**Phone No:****Customer PO Number:****Order Quantity:****Sales Order Number:****Ordered By:****Signed:****Date:**

**Please Note:** Joerns Healthcare reserve the right to refuse a special order if deemed unsafe. In such event, we will contact you to discuss the matter further.

**Please return your completed form to:**

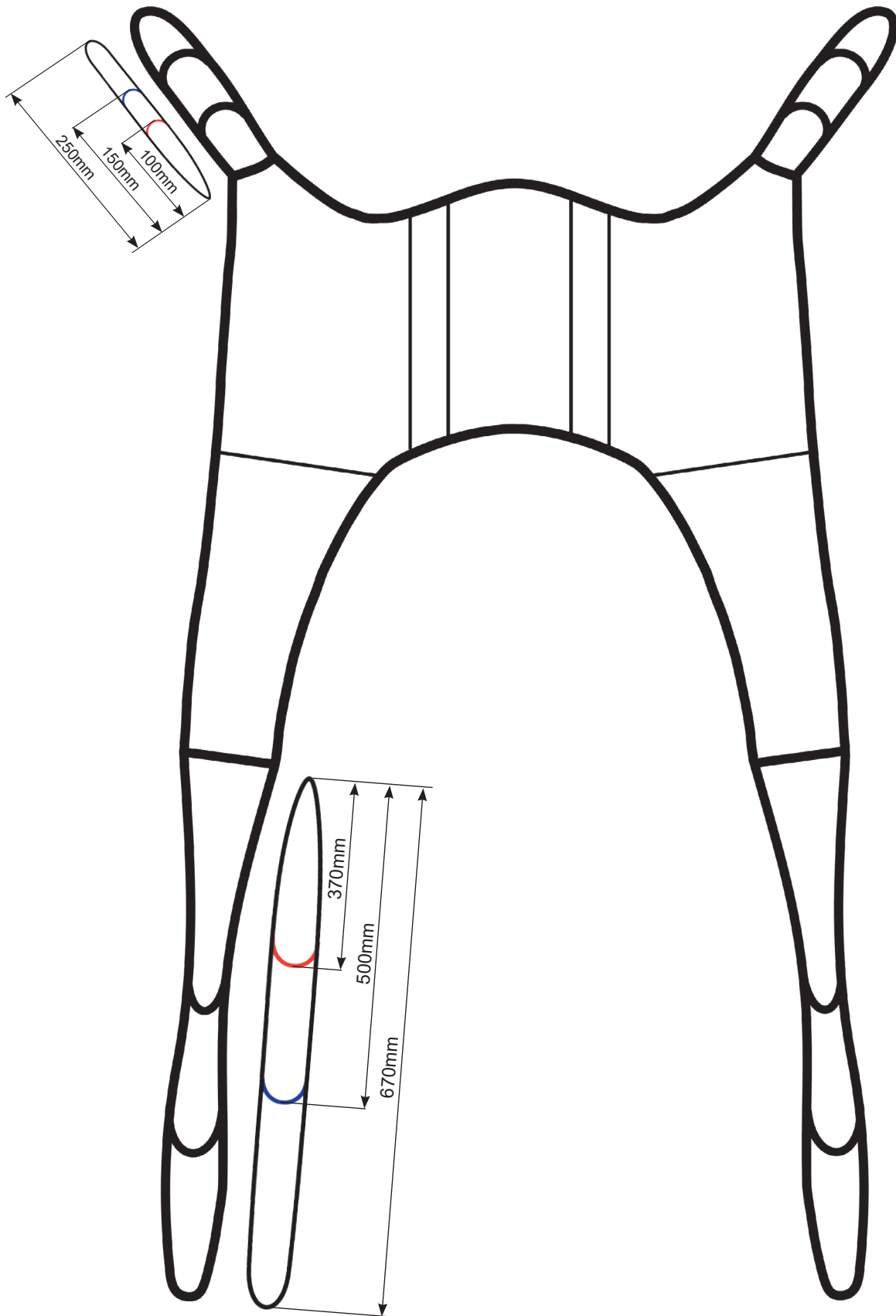
**orders@joerns.co.uk**

**Please attach any supporting illustrations when submitting your form.**

**(T)** +44 (0)344 811 1158 **(W)** www.joerns.co.uk

# Illustrative Guidance

Please use this page to help illustrate or clarify any bespoke requirements



# Standard Specification Breakdown

Please consider the following information when requesting changes to your standard sling.

	<b>Sling Model</b>
	<b>Oxford Toileting Low</b>
<b>Material</b>	
Core Material	Polyester Solid (Black)
Spine Overlay	N/A
Leg Overlay	N/A
<b>Padding</b>	
Head Support	N/A
Body	N/A
Legs	5mm HD Foam
<b>Head Support</b>	
Included	N/A
Integrated Stiffeners	N/A
Adjustment Straps	N/A
<b>Loops, Clips &amp; Handles</b>	
Sling Attachment Type	Loops
Positioning Handles	N/A
Modesty Loop	N/A
<b>Body Belt</b>	
Included	✓
Attachment Type	Velcro®
<b>Other Options</b>	
Centre Markers	N/A
Positioning Pocket	N/A

You do not need to submit this page, it is for your reference only.