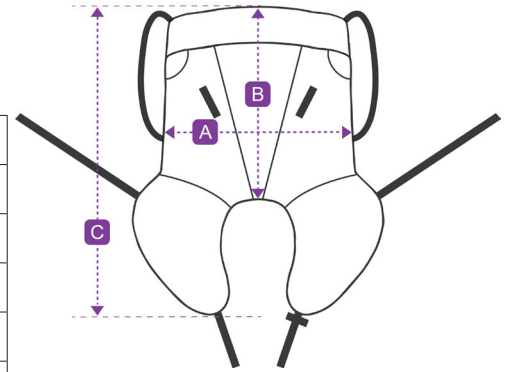


STEP 1 Contact Details:

Company:	
Delivery Address:	
Tel:	
Email:	



Prior to requesting changes or if you're in any doubt, please consult this sling's standard specification on page 4.

STEP 2 Core Sling Dimensions: Select a standard size or enter custom dimensions.

		<input type="checkbox"/> 1	<input type="checkbox"/> 2	<input type="checkbox"/> 3	<input type="checkbox"/> 4	<input type="checkbox"/> 5	<input type="checkbox"/> 6	<input type="checkbox"/> 7	<input type="checkbox"/> 8	<input type="checkbox"/> 9	<input type="checkbox"/> 10	<input type="checkbox"/> 11	<input type="checkbox"/> 12	Custom
Dimension	A	540mm	600mm	660mm	720mm	780mm	840mm	910mm	980mm	1040mm	1110mm	1200mm	1270mm	mm
	B	480mm	520mm	570mm	620mm	670mm	750mm	810mm	840mm	880mm	910mm	930mm	950mm	mm
	C	740mm	810mm	890mm	980mm	1070mm	1170mm	1260mm	1310mm	1390mm	1450mm	1510mm	1570mm	mm

Note: Use page 3 to illustrate bespoke sizing. Dimension A is the mid-point of the sling body. All dimensions are subject to manufacturing tolerances.






STEP 3 Material Options: Select the core material for your sling and include any bespoke requirements in the box provided.

	<input type="checkbox"/> Polyester Solid		<input type="checkbox"/> Super-Soft
	<input type="checkbox"/> Polyester Net		<input type="checkbox"/> 3D Spacer


Special Instructions:

Note: Some slings incorporate more than one fabric type - please consider this when requesting material changes. See page 4 for more information.

STEP 4 Padding Options: Add padding to your sling for extra comfort.

	<input type="checkbox"/> 5mm HD Foam		<input type="checkbox"/> 5mm Soft Foam		<input type="checkbox"/> 10mm Soft Foam		<input type="checkbox"/> 3mm Spacer		<input type="checkbox"/> Hollow Fibre
<input type="checkbox"/> Head Support		Special Instructions:							
<input type="checkbox"/> Body									
<input type="checkbox"/> Legs									

STEP 5 Inner Lining Options: A lining can be added to the inside of your sling for enhanced comfort.

	<input type="checkbox"/> Micro Fleece	<input type="checkbox"/> Fixed (Stitched)	<input type="checkbox"/> Detachable (Velcro®)	<input type="checkbox"/> Head Support	<input type="checkbox"/> Body	<input type="checkbox"/> Legs
Special Instructions:						

STEP 6 **Head Support:** Use page 3 to help illustrate the shape and size of head support if required.☐ Adjust Head Support*Special Instructions:***STEP 7** **Straps, Loops, Clips & Handles:** Adjust strap lengths, number of loops, loop colours and positioning handles.

	Standard Strap Length	Custom Strap Length	Standard No. of Loops	No. of Extra Loops?
Shoulder	Size dependent	mm	1	N/A
Hip	N/A	mm	N/A	
Leg	650mm	mm	4	

Special Instructions: (e.g. quantity and placement of positioning handles)☐ Add Positioning Handle(s)☐ Omit Positioning Handle(s)☐ Omit Modesty Loop☐ Clip Attachments (Securi3®)*When choosing clips, please specify the length of strap required from the sling body to the clip (required for both shoulder and leg attachment points).*

Loop Colour Options: Black, blue, green, grey, orange, red, white and yellow. Please confirm selection/sequence in the special instructions box above. See page 3 for dimensional illustrations for standard strap lengths and loop positions.

STEP 8 **Body Belt:** Add or alter a body belt to enhance support and security during transfer. Use page 3 to help illustrate your needs.☐ Buckle**Belt Length****Belt Width***Special Instructions: (e.g. padding, elastic, etc)*☐ Velcro®

mm

mm

STEP 9 **Other Options:** Use page 3 to help illustrate your bespoke requirements.☐ Add Positioning Pocket☐ Add Centre Markers*Special Instructions:***STEP 10** **Additional Requirements****STEP 11** **Confirmation**☐ I am happy with and hereby give permission to proceed with the custom sling order defined on this form.☐ Please call me to discuss/confirm this order and/or price prior to manufacture.**Phone No:**

Customer PO Number:	
Order Quantity:	
Sales Order Number:	

Ordered By:	
Signed:	
Date:	

Please Note: Joerns Healthcare reserve the right to refuse a special order if deemed unsafe. In such event, we will contact you to discuss the matter further.

Please return your completed form to:

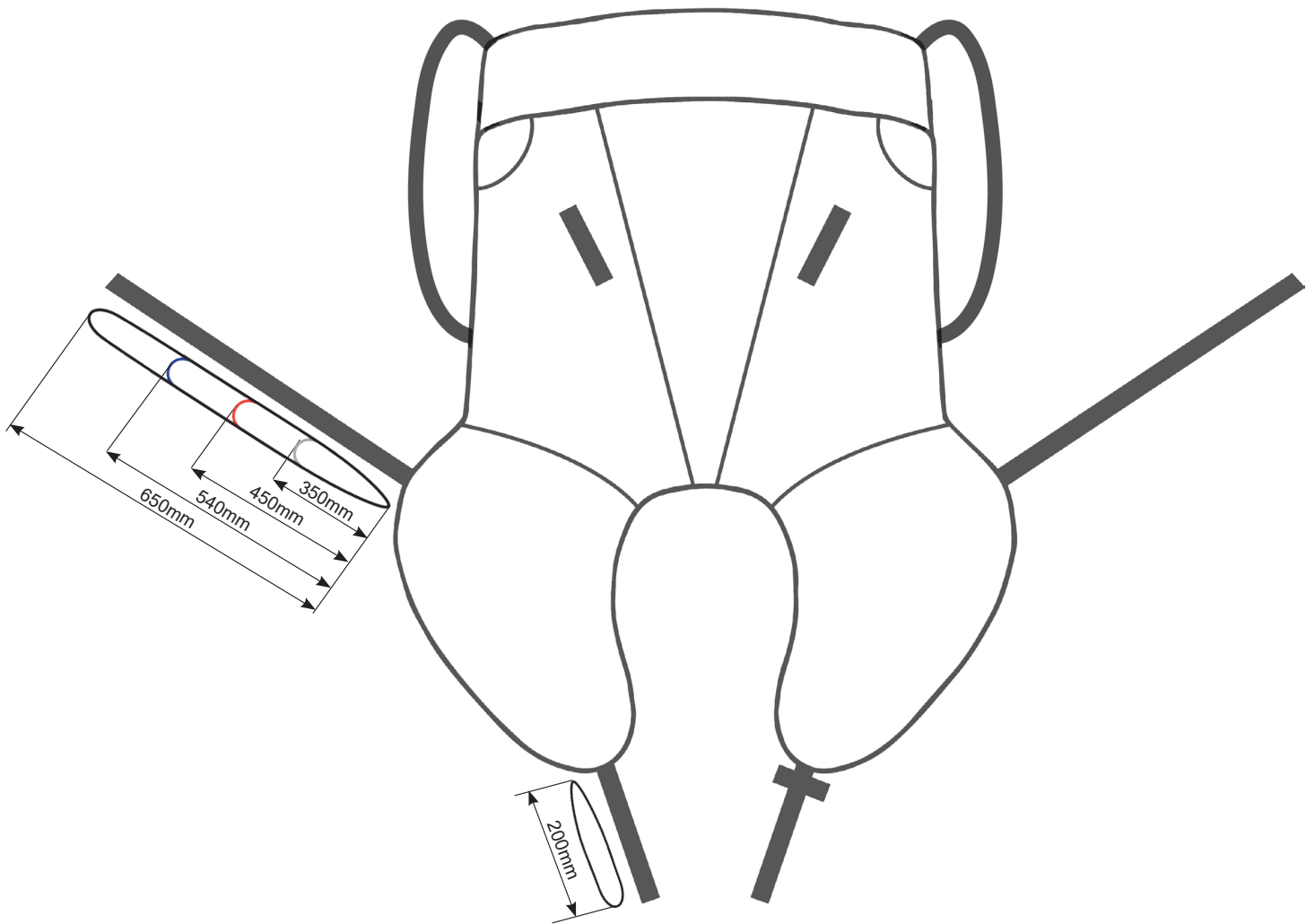
orders@joerns.co.uk

Please attach any supporting illustrations when submitting your form.

(T) +44 (0)344 811 1158 (W) www.joerns.co.uk

Illustrative Guidance

Please use this page to help illustrate or clarify any bespoke requirements



Standard Specification Breakdown

Please consider the following information when requesting changes to your standard sling.

	Sling Model
	Oxford MultiFit Reflex
Material	
Core Material	Polyester Solid (Grey)
Spine Overlay	Rip-stop Nylon (Purple)
Leg Overlay	Rip-stop Nylon (Purple)
Padding	
Head Support	10mm Soft Foam
Body	5mm Soft Foam to Spine
Legs	5mm Soft Foam
Head Support	
Included	✓
Integrated Stiffeners	N/A
Adjustment Straps	N/A
Loops, Clips & Handles	
Sling Attachment Type	Loops
Positioning Handles	3
Modesty Loop	✓
Body Belt	
Included	N/A
Attachment Type	N/A
Other Options	
Centre Markers	N/A
Positioning Pocket	N/A

You do not need to submit this page, it is for your reference only.