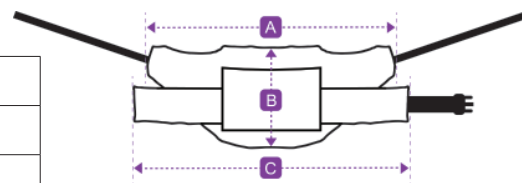


### STEP 1 Contact Details:

Company:	
Delivery Address:	
Tel:	
Email:	




Prior to requesting changes or if you're in any doubt, please consult this sling's standard specification on page 4.

### STEP 2 Core Sling Dimensions: Select a standard size or enter custom dimensions.

	<input type="checkbox"/> Small	<input type="checkbox"/> Medium	<input type="checkbox"/> Large	<input type="checkbox"/> XL	Custom
Dimension A	720mm	830mm	1070mm	1190mm	mm
Dimension B	310mm	330mm	340mm	440mm	mm
Dimension C	740mm	900mm	1220mm	1420mm	mm

**Note:** Use page 3 to illustrate bespoke sizing. Dimension A is the mid-point of the sling body. All dimensions are subject to manufacturing tolerances.




### STEP 3 Material Options: Select the core material for your sling and include any bespoke requirements in the box provided.



Special Instructions:

**Note:** Some slings incorporate more than one fabric type - please consider this when requesting material changes. See page 4 for more information.

### STEP 4 Padding Options: Add padding to your sling for extra comfort.



Special Instructions:

### STEP 5 Inner Lining Options: A lining can be added to the inside of your sling for enhanced comfort.



Special Instructions:

**STEP 6** **Straps, Loops, Clips & Handles:** Adjust strap lengths, number of loops, loop colours and positioning handles.

	Standard Strap Length	Custom Strap Length	Standard No. of Loops	No. of Extra Loops?
Shoulder	440mm	mm	4	

☐ Add Positioning Handle(s)☐ Clip Attachments (Securi3®)

When choosing clips, please specify the length of strap required from the sling body to the clip (required for both shoulder and leg attachment points).

Special Instructions: (e.g. quantity and placement of positioning handles)

**Loop Colour Options:** Black, blue, green, grey, orange, red, white and yellow. Please confirm selection/sequence in the special instructions box above. See page 3 for dimensional illustrations for standard strap lengths and loop positions.

**STEP 7** **Body Belt:** Add or alter a body belt to enhance support and security during transfer. Use page 3 to help illustrate your needs.

<input type="checkbox"/> Buckle	<b>Belt Length</b>	<b>Belt Width</b>	Special Instructions: (e.g. padding, elastic, etc)
<input type="checkbox"/> Velcro®	mm	mm	

**STEP 8** **Other Options:** Use page 3 to help illustrate your bespoke requirements.

<input type="checkbox"/> Add Positioning Pocket	<input type="checkbox"/> Add Centre Markers	Special Instructions:
---	---	-----------------------

**STEP 9** **Additional Requirements****STEP 10** **Confirmation**

<input type="checkbox"/> I am happy with and hereby give permission to proceed with the custom sling order defined on this form.	
<input type="checkbox"/> Please call me to discuss/confirm this order and/or price prior to manufacture.	<b>Phone No:</b>

<b>Customer PO Number:</b>		<b>Ordered By:</b>	
<b>Order Quantity:</b>		<b>Signed:</b>	
<b>Sales Order Number:</b>		<b>Date:</b>	

**Please Note:** Joerns Healthcare reserve the right to refuse a special order if deemed unsafe. In such event, we will contact you to discuss the matter further.

**Please return your completed form to:**

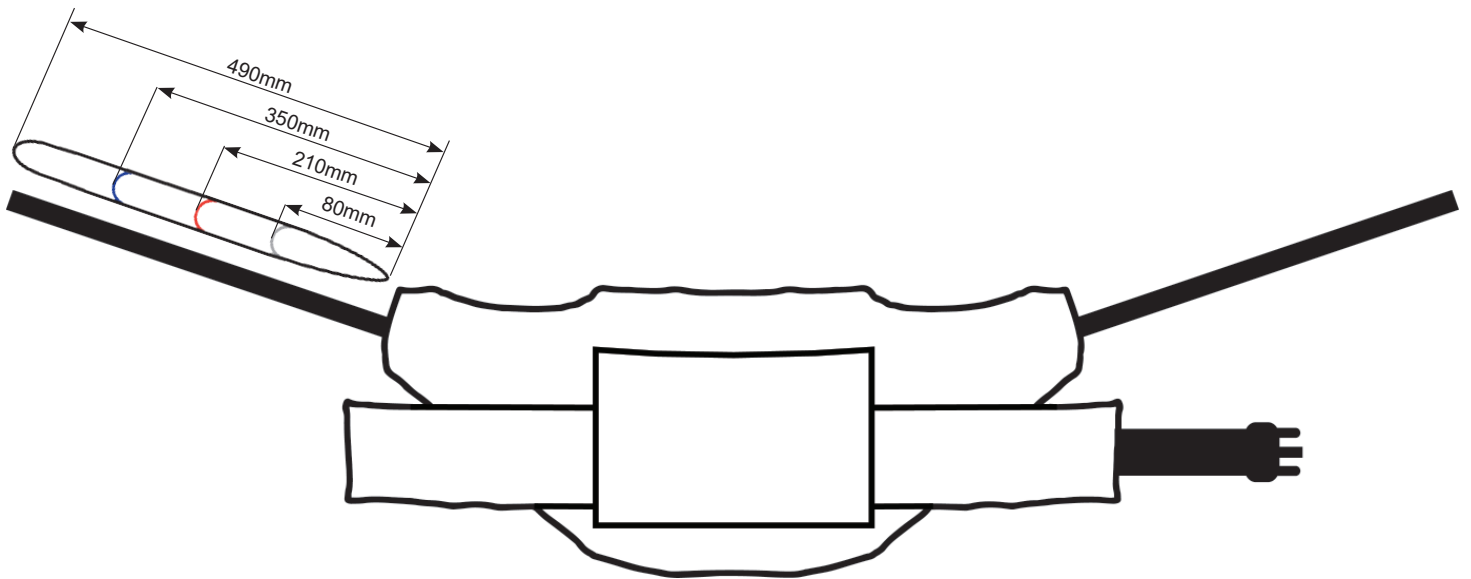
**orders@joerns.co.uk**

**Please attach any supporting illustrations when submitting your form.**

**(T)** +44 (0)344 811 1158 **(W)** www.joerns.co.uk

# Illustrative Guidance

Please use this page to help illustrate or clarify any bespoke requirements



# Standard Specification Breakdown

Please consider the following information when requesting changes to your standard sling.

	<b>Sling Model</b>
	<b>Oxford Deluxe Standing</b>
<b>Material</b>	
Core Material	Polyester Solid (Grey)
Spine Overlay	Non-slip mesh overlay to inside centre of sling body
Leg Overlay	N/A
<b>Padding</b>	
Head Support	N/A
Body	20mm Soft Foam + Hollow Fibre filling to under-arm pads
Legs	N/A
<b>Head Support</b>	
Included	N/A
Integrated Stiffeners	N/A
Adjustment Straps	N/A
<b>Loops, Clips &amp; Handles</b>	
Sling Attachment Type	Loops
Positioning Handles	N/A
Modesty Loop	N/A
<b>Body Belt</b>	
Included	✓
Attachment Type	Buckle
<b>Other Options</b>	
Centre Markers	N/A
Positioning Pocket	N/A

You do not need to submit this page, it is for your reference only.