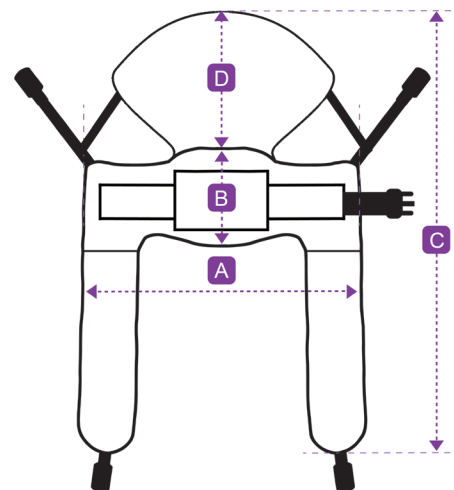


# Custom Sling Order Form

## Comfort Access Padded with Head Support



### STEP 1 Contact Details:

Company:	
Delivery Address:	
Tel:	
Email:	





Prior to requesting changes or if you're in any doubt, please consult this sling's standard specification on page 4.

### STEP 2 Core Sling Dimensions: Select a standard size or enter custom dimensions.

	<input type="checkbox"/> Small	<input type="checkbox"/> Medium	<input type="checkbox"/> Large	Custom
Dimension A	690mm	830mm	1060mm	mm
Dimension B	300mm	310mm	280mm	mm
Dimension C	1360mm	1550mm	1600mm	mm
Dimension D	490mm	540mm	590mm	mm




**Note:** Use page 3 to illustrate bespoke sizing. Dimension A is the mid-point of the sling body. All dimensions are subject to manufacturing tolerances.

### STEP 3 Material Options: Select the core material for your sling and include any bespoke requirements in the box provided.


	<input type="checkbox"/> Polyester Solid		<input type="checkbox"/> Super-Soft	<i>Special Instructions:</i>
	<input type="checkbox"/> Polyester Net		<input type="checkbox"/> 3D Spacer	

**Note:** Some slings incorporate more than one fabric type - please consider this when requesting material changes. See page 4 for more information.

### STEP 4 Padding Options: Add padding to your sling for extra comfort.

	<input type="checkbox"/> 5mm HD Foam		<input type="checkbox"/> 5mm Soft Foam <input type="checkbox"/> 10mm Soft Foam		<input type="checkbox"/> 3mm Spacer		<input type="checkbox"/> Hollow Fibre
<input type="checkbox"/> Head Support	<i>Special Instructions:</i>						
<input type="checkbox"/> Body							
<input type="checkbox"/> Legs							

### STEP 5 Inner Lining Options: A lining can be added to the inside of your sling for enhanced comfort.

	<input type="checkbox"/> Micro Fleece	<input type="checkbox"/> Fixed (Stitched)	<input type="checkbox"/> Detachable (Velcro®)	<input type="checkbox"/> Head Support	<input type="checkbox"/> Body	<input type="checkbox"/> Legs
<i>Special Instructions:</i>						

**STEP 6** **Head Support:** Use page 3 to help illustrate the shape and size of head support if required.

☐ Adjust Head Support

*Special Instructions:*

**STEP 7** **Clips, Handles & Loops:** Adjust clips, positioning handles and modesty loops.

☐ Adjust Clip Position

☐ Add Positioning Handle(s)

☐ Add Loop Attachments

☐ Add Modesty Loop

☐ Add Extra Clips

☐ Omit Positioning Handle(s)

*(Loops are in addition to clips;  
please provide full details below)*

*Special Instructions: (e.g. quantity and placement of positioning handles)*

**STEP 8** **Body Belt:** Add or alter a body belt to enhance support and security during transfer. Use page 3 to help illustrate your needs.

☐ Buckle

**Belt Length**

**Belt Width**

*Special Instructions: (e.g. padding, elastic, etc)*

☐ Velcro®

mm

mm

**STEP 9** **Other Options:** Use page 3 to help illustrate your bespoke requirements.

☐ Add Positioning Pocket

☐ Omit Centre Markers

*Special Instructions:*

**STEP 10** **Additional Requirements**

**STEP 11** **Confirmation**

☐ I am happy with and hereby give permission to proceed with the custom sling order defined on this form.

☐ Please call me to discuss/confirm this order and/or price prior to manufacture.

**Phone No:**

**Customer PO Number:**

**Order Quantity:**

**Sales Order Number:**

**Ordered By:**

**Signed:**

**Date:**

**Please Note:** Joerns Healthcare reserve the right to refuse a special order if deemed unsafe. In such event, we will contact you to discuss the matter further.

**Please return your completed form to:**

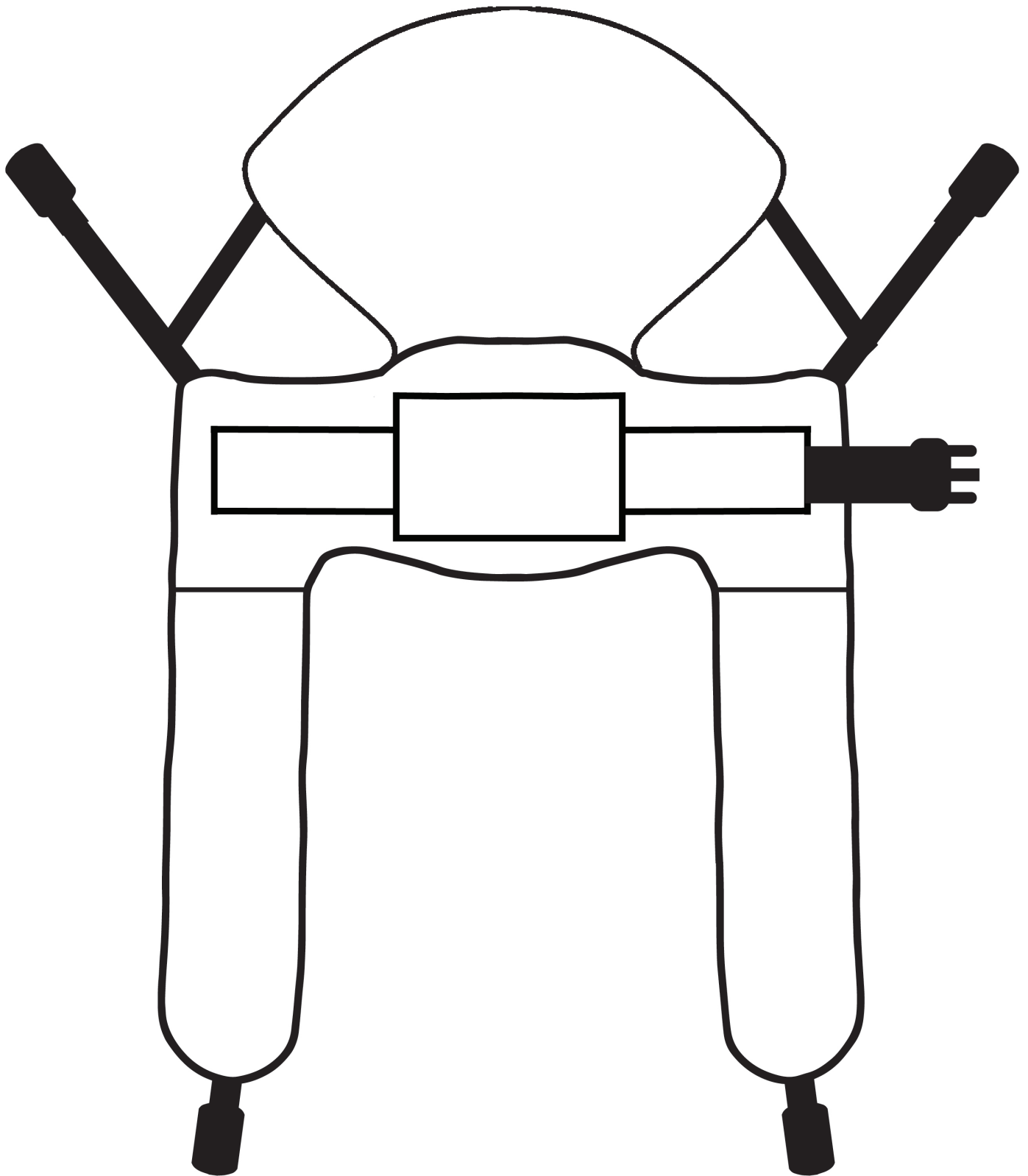
**orders@joerns.co.uk**

**Please attach any supporting illustrations when submitting your form.**

**(T)** +44 (0)344 811 1158 **(W)** www.joerns.co.uk

## Illustrative Guidance

Please use this page to help illustrate or clarify any bespoke requirements



# Standard Specification Breakdown

Please consider the following information when requesting changes to your standard sling.

	<b>Sling Model</b>
	<b>Oxford Comfort Access Padded with Head Support</b>
<b>Material</b>	
Core Material	Polyester Solid (Grey)
Spine Overlay	Non-slip mesh overlay to inside centre of sling body
Leg Overlay	N/A
<b>Padding</b>	
Head Support	None
Body	10mm Soft Foam + Hollow Fibre filling to under-arm pads
Legs	10mm Soft Foam
<b>Head Support</b>	
Included	✓
Integrated Stiffeners	✓
Adjustment Straps	✓
<b>Loops, Clips &amp; Handles</b>	
Sling Attachment Type	Clips
Positioning Handles	N/A
Modesty Loop	N/A
<b>Body Belt</b>	
Included	✓
Attachment Type	Buckle
<b>Other Options</b>	
Centre Markers	N/A
Positioning Pocket	N/A

**You do not need to submit this page, it is for your reference only.**